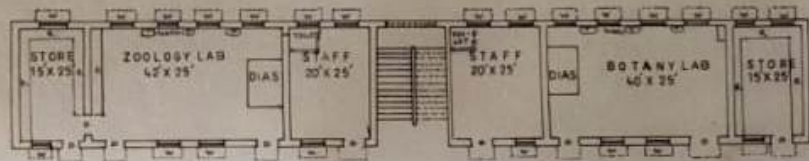
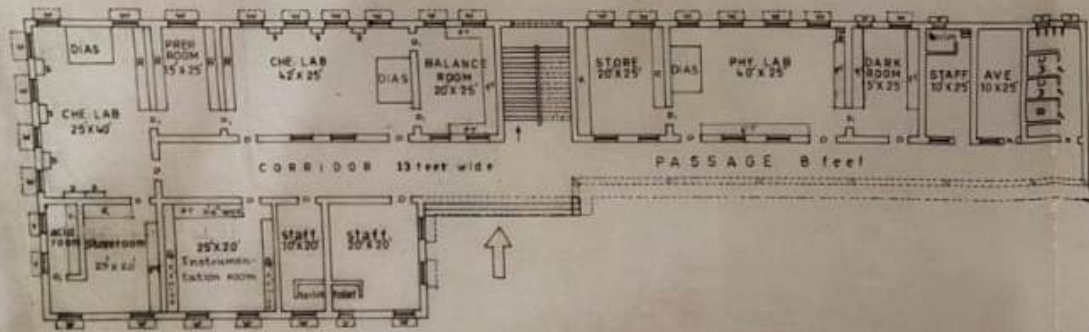


ELEVATION



FIRST FLOOR PLAN



GROUND FLOOR PLAN

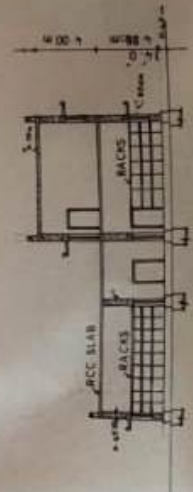


NOTES

1. **FOUNDATIONS** FOUNDATIONS WILL BE DECIDED AS PER SOIL PARTICULARS AT SITE.
2. **SUPERSTRUCTURE** STONE MASONRY WALLS IN CM 1:6
3. **RCC SLAB** RCC SLAB IN (1:2:4) USING 20mm Max. SIZE AGGREGATE OF APPROVED QUALITY.

LEGEND

- DOORS : D 1.30 x 2.20 m
- D 1.00 x 2.20 m
- D 0.90 x 2.00 m
- WINDOWS : W 1.50 x 1.50 m
- VENTILATORS : V 0.90 x 0.45 m



SECTION ON A-B

PROPOSED CONSTRUCTION OF PHYSICAL & BIOLOGICAL SCIENCES LABORATORY BUILDINGS FOR GOVT DEGREE COLLEGE AT NANDIKOTKUR

SCALE : 1:200